

G R Patil College of Arts, Science and Commerce, Sonarpada,
Dombivli (E)
Student Satisfaction Survey

Bsc Plam
2015-16

Guidelines for Students

NAAC (National Assessment and Accreditation Council) is conducting a Student Satisfaction Survey regarding Teaching – Learning and Evaluation, which will help to assess the quality status of the institution. The identification of the respondent will not be revealed.

- A student will have to respond to all the questions given in the following format after careful thought and sincere effort.
- Each question has five responses, choose the most appropriate one.
- The response to the qualitative question no. 23, is student's opportunity to give suggestions for improvements. (The responses are to be restricted only to teaching learning and evaluation process).
- It may be noted that the total time required for filling up this questionnaire may be less than 20 minutes.

Personal Information:-

A) Please confirm this is the first and only time you are participating in this survey -

a) Yes ☐ b) ~~No~~ ☒

B) Age:-

C) University Name:-

D) Gender:- a) Male ☒ b) Female ☐ c) Transgender ☐

E) What degree program are you pursuing now?

a) Bachelor's ☒ b) Master's ☐

F) What program are you currently pursuing?

a) Arts ☐ b) Science ☒ c) Commerce ☐ d) Professional ☐

Online Student Satisfaction Survey on Teaching Learning and Evaluation Process

Following are the questions:

1. How much of the curricula and syllabi are covered in the Discipline in which you are studying?
4 – 90 to 100%
3 – 75 to 89%
☒ 2 – 55 to 74%
1 – 30 to 54%
0 – Below 30%
2. What categories of teachers are involved in the theory and practical classes in your discipline?
4 – Professors, Associated Professors, Assistant Professors and Others (Lecturers, Tutors, Demonstrators and Residents)
☒ 3 – Associated Professors, Assistant Professors and others
2 – Assistant Professors and others
1 – Others
0 – None of the above
3. What percentage of teachers is effectively communicating domain knowledge, IT skills and Soft Skills in the Teaching Learning Process?
4 – 90 to 100%
☒ 3 – 75 to 89%
2 – 55 to 74%
1 – 30 to 54%
0 – Below 30%
4. Do the teachers build-up in you the expected curricular competencies, program outcomes and course outcomes?
4 – 90 to 100%
☒ 3 – 75 to 89%
2 – 55 to 74%
1 – 30 to 54%
0 – Below 30%
5. Does your mentor do necessary follow up of the tasks assigned to you?
☒ 4 – Every time
3 – Usually
2 – Occasionally
1 – Rarely
0 – I don't have a mentor

6. To what extent the mentoring process in your institution is beneficial to you for cognitive, social and emotional growth?
- ☒ 4 – Highly Beneficial
 - 3 – Beneficial
 - 2 – Satisfactory
 - 1 – Marginally
 - 0 – Not at all
7. To what extent practical facilities related to your discipline have been made available to you?
- 4 – 90 to 100%
 - ☒ 3 – 75 to 89%
 - 2 – 55 to 74%
 - 1 – 30 to 54%
 - 0 – Below 30%
8. What percentage of teachers use ICT-enabled methods like multimedia, web-based learning and national e-resources while teaching?
- 4 – 90 to 100%
 - 3 – 75 to 89%
 - ☒ 2 – 55 to 74%
 - 1 – 30 to 54%
 - 0 – Below 30%
9. What is the extent of opportunities given to you for outdoor learning like internship, student exchanges, field visits and projects?
- ☒ 4 – All of the above
 - 3 – Three of the above
 - 2 – Two of the above
 - 1 – One of the above
 - 0 – None of the above
10. Does the institution provide the opportunities for experiential learning, like problem-based learning, case-based learning, evidence-based learning, competency building, seminars, group discussions, to enhance knowledge and skills in your discipline?
- 4 – All of the above
 - ☒ 3 – Any four of the above
 - 2 – Any three of the above
 - 1 – Any two of the above
 - 0 – Any one of the above

11. What is the level of opportunities provided by your institution to develop employability and entrepreneurship skills to prepare you for your career?

- ☒ 4 – High Level
- 3 – Appreciable Level
- 2 – Satisfactory Level
- 1 – Marginal Level
- 0 – No opportunity

12. What is the level of value-added courses / training given by your institution in the area of professional ethics and values, community service, preventive health care and rural health care?

- 4 – High Level
- ☒ 3 – Appreciable Level
- 2 – Satisfactory Level
- 1 – Marginal Level
- 0 – No opportunity given

13. What level of monitoring and evaluation is available in your institution for assessing the effectiveness and interactivensess of the classroom/learning sessions?

- ☒ 4 – High Level
- 3 – Appreciable Level
- 2 – Satisfactory Level
- 1 – Marginal Level
- 0 – No opportunity given

14. To what extent the institutional ambience and class room teaching has improved your creative thinking and analytical skills?

- 4 – High Level
- ☒ 3 – Appreciable Level
- 2 – Satisfactory Level
- 1 – Marginal Level
- 0 – No opportunity given

15. How frequently your performance in academic assignments are discussed and reviewed with you by the teachers?

- 4 – Regularly
- ☒ 3 – Often
- 2 – Sometimes
- 1 – Rarely
- 0 – Never

16. What is your assessment about the fairness of the internal evaluation process by the teachers?

- 4 – Always fair
- 3 – More often fair
- ☒ 2 – Sometimes fair
- 1 – Usually unfair
- 0 – Always unfair

17. What is the average time taken by the institution for declaration of examination results?

- 4 – Within 15 days
- 3 – 16 days to 30 days
- ☒ 2 – 31 days to 45 days
- 1 – 46 days to 60 days
- 0 – Beyond 60 days

18. What are the mechanisms (issue of photocopy of answer sheet, re-totalling, re-evaluation and provision of grace marks) available in your institution for redressal of grievances with reference to examinations?

- 4 – All the above mechanisms
- ☒ 3 – Any three of them
- 2 – Any two of them
- 1 – Only one of them
- 0 – None

19. How do you rate the procedures involved in the pre examination, examination and post examination processes of the evaluation system adopted by your institution?

- 4 – Excellent
- ☒ 3 – Very Good
- 2 – Good
- 1 – Average
- 0 – Poor

20. Do your teachers enable you to identify your strengths and weaknesses and help you to develop your strengths and overcome your weaknesses by providing timely counseling and care?

- 4 – Every time
- 3 – Usually
- ☒ 2 – Occasionally
- 1 – Rarely
- 0 – Never

21. If you were to award rating of your institution in terms of "stars" in relation to quality of teaching learning and evaluation, what would be your rating?

4 - *****

3 - ****

2 - ***

1 - **


0 - *

22. Give three suggestions to improve the overall teaching, learning and evaluation process in your institution.

a) sports facilities

b) NCC unit

c) CS & IT lab should be separated from Electronic.



Date: -----

19/3/16

**G R Patil College of Arts, Science and Commerce, Sonarpada,
Dombivli (E)
Student Satisfaction Survey**

*BSc plain
2015-16*

Guidelines for Students

NAAC (National Assessment and Accreditation Council) is conducting a Student Satisfaction Survey regarding Teaching – Learning and Evaluation, which will help to assess the quality status of the institution. The identification of the respondent will not be revealed.

- A student will have to respond to all the questions given in the following format after careful thought and sincere effort.
- Each question has five responses, choose the most appropriate one.
- The response to the qualitative question no. 23, is student's opportunity to give suggestions for improvements. (The responses are to be restricted only to teaching learning and evaluation process).
- It may be noted that the total time required for filling up this questionnaire may be less than 20 minutes.

Personal Information:-			
A) Please confirm this is the first and only time you are participating in this survey -			
a) Yes <input type="checkbox"/>		b) No <input checked="" type="checkbox"/>	
B) Age:- <input type="text" value="17"/>			
C) University Name:- <input type="text" value="T Dombai University"/>			
D) Gender:- a) Male <input type="checkbox"/> b) Female <input checked="" type="checkbox"/> c) Transgender <input type="checkbox"/>			
E) What degree program are you pursuing now?			
a) Bachelor's <input checked="" type="checkbox"/>		b) Master's <input type="checkbox"/>	
F) What program are you currently pursuing?			
a) Arts <input type="checkbox"/>		b) Science <input checked="" type="checkbox"/>	
c) Commerce <input type="checkbox"/>		d) Professional <input type="checkbox"/>	

Criterion II – Teaching–Learning and Evaluation

Online Student Satisfaction Survey on Teaching Learning and Evaluation Process

Following are the questions:

1. How much of the curricula and syllabi are covered in the Discipline in which you are studying?
4 – 90 to 100%
☒ 3 – 75 to 89%
2 – 55 to 74%
1 – 30 to 54%
0 – Below 30%
2. What categories of teachers are involved in the theory and practical classes in your discipline?
☒ 4 – Professors, Associated Professors, Assistant Professors and Others (Lecturers, Tutors, Demonstrators and Residents)
☒ 3 – Associated Professors, Assistant Professors and others
2 – Assistant Professors and others
1 – Others
0 – None of the above
3. What percentage of teachers is effectively communicating domain knowledge, IT skills and Soft Skills in the Teaching Learning Process?
4 – 90 to 100%
☒ 3 – 75 to 89%
2 – 55 to 74%
1 – 30 to 54%
0 – Below 30%
4. Do the teachers build-up in you the expected curricular competencies, program outcomes and course outcomes?
4 – 90 to 100%
☒ 3 – 75 to 89%
2 – 55 to 74%
1 – 30 to 54%
0 – Below 30%
5. Does your mentor do necessary follow up of the tasks assigned to you?
4 – Every time
☒ 3 – Usually
2 – Occasionally
1 – Rarely
0 – I don't have a mentor

6. To what extent the mentoring process in your institution is beneficial to you for cognitive, social and emotional growth?
- 4 – Highly Beneficial
 - 3 – Beneficial
 - ☒ 2 – Satisfactory
 - 1 – Marginally
 - 0 – Not at all
7. To what extent practical facilities related to your discipline have been made available to you?
- 4 – 90 to 100%
 - ☒ 3 – 75 to 89%
 - 2 – 55 to 74%
 - 1 – 30 to 54%
 - 0 – Below 30%
8. What percentage of teachers use ICT-enabled methods like multimedia, web-based learning and national e-resources while teaching?
- 4 – ~~90 to 100%~~
 - ☒ 3 – 75 to 89%
 - 2 – 55 to 74%
 - 1 – 30 to 54%
 - 0 – Below 30%
9. What is the extent of opportunities given to you for outdoor learning like internship, student exchanges, field visits and projects?
- 4 – All of the above
 - ☒ 3 – Three of the above
 - 2 – Two of the above
 - 1 – One of the above
 - 0 – None of the above
10. Does the institution provide the opportunities for experiential learning, like problem-based learning, case-based learning, evidence-based learning, competency building, seminars, group discussions, to enhance knowledge and skills in your discipline?
- 4 – All of the above
 - 3 – Any four of the above
 - ☒ 2 – Any three of the above
 - 1 – Any two of the above
 - 0 – Any one of the above

11. What is the level of opportunities provided by your institution to develop employability and entrepreneurship skills to prepare you for your career?

- 4 – High Level
- 3 – Appreciable Level
- ☒ 2 – Satisfactory Level
- 1 – Marginal Level
- 0 – No opportunity

12. What is the level of value-added courses / training given by your institution in the area of professional ethics and values, community service, preventive health care and rural health care?

- 4 – High Level
- 3 – Appreciable Level
- ☒ 2 – Satisfactory Level
- 1 – Marginal Level
- 0 – No opportunity given

13. What level of monitoring and evaluation is available in your institution for assessing the effectiveness and interactivenss of the classroom/learning sessions?

- ☒ 4 – High Level
- 3 – Appreciable Level
- 2 – Satisfactory Level
- 1 – Marginal Level
- 0 – No opportunity given

14. To what extent the institutional ambience and class room teaching has improved your creative thinking and analytical skills?

- 4 – High Level
- 3 – Appreciable Level
- ☒ 2 – Satisfactory Level
- 1 – Marginal Level
- 0 – No opportunity given

15. How frequently your performance in academic assignments are discussed and reviewed with you by the teachers?

- ☒ 4 – Regularly
- 3 – Often
- 2 – Sometimes
- 1 – Rarely
- 0 – Never

16. What is your assessment about the fairness of the internal evaluation process by the teachers?

- 4 – Always fair
- 3 – More often fair
- ☒ 2 – Sometimes fair
- 1 – Usually unfair
- 0 – Always unfair

17. What is the average time taken by the institution for declaration of examination results?

- 4 – Within 15 days
- 3 – 16 days to 30 days
- ☒ 2 – 31 days to 45 days
- 1 – 46 days to 60 days
- 0 – Beyond 60 days

18. What are the mechanisms (issue of photocopy of answer sheet, re-totaling, re-evaluation and provision of grace marks) available in your institution for redressal of grievances with reference to examinations?

- 4 – All the above mechanisms
- ☒ 3 – Any three of them
- 2 – Any two of them
- 1 – Only one of them
- 0 – None

19. How do you rate the procedures involved in the pre examination, examination and post examination processes of the evaluation system adopted by your institution?

- 4 – Excellent
- ☒ 3 – Very Good
- 2 – Good
- 1 – Average
- 0 – Poor

20. Do your teachers enable you to identify your strengths and weaknesses and help you to develop your strengths and overcome your weaknesses by providing timely counseling and care?


- ☒ 4 – Every time
- 3 – Usually
- 2 – Occasionally
- 1 – Rarely
- 0 – Never

21. If you were to award rating of your institution in terms of "stars" in relation to quality of teaching learning and evaluation, what would be your rating?

- 4 - *****
- ☒ 3 - ****
- 2 - ***
- 1 - **
- 0 - *

22. Give three suggestions to improve the overall teaching, learning and evaluation process in your institution.

- a) Arrangement of transport facilities.
- b) proper sanitation.
- c) Time management.


19/3/16

Date: ----

Guidelines for Students

NAAC (National Assessment and Accreditation Council) is conducting a Student Satisfaction Survey regarding Teaching – Learning and Evaluation, which will help to assess the quality status of the institution. The identification of the respondent will not be revealed.

- A student will have to respond to all the questions given in the following format after careful thought and sincere effort.
- Each question has five responses, choose the most appropriate one.
- The response to the qualitative question no. 23, is student's opportunity to give suggestions for improvements. (The responses are to be restricted only to teaching learning and evaluation process).
- It may be noted that the total time required for filling up this questionnaire may be less than 20 minutes.

Personal Information:-

A) Please confirm this is the first and only time you are participating in this survey -

a) Yes ☐ b) No ☐

B) Age:-

C) University Name:-

D) Gender:- a) Male ☐ b) Female ☒ c) Transgender ☐

E) What degree program are you pursuing now?

a) Bachelor's ☒ b) Master's ☐

F) What program are you currently pursuing?

a) Arts ☐ b) Science ☒ c) Commerce ☐ d) Professional ☐

Criterion II – Teaching–Learning and Evaluation

Online Student Satisfaction Survey on Teaching Learning and Evaluation Process

Following are the questions:

1. How much of the curricula and syllabi are covered in the Discipline in which you are studying?
4 – 90 to 100% ✓
3 – 75 to 89%
2 – 55 to 74%
1 – 30 to 54%
0 – Below 30%
2. What categories of teachers are involved in the theory and practical classes in your discipline?
4 – Professors, Associated Professors, Assistant Professors and Others (Lecturers, Tutors, Demonstrators and Residents)
3 – Associated Professors, Assistant Professors and others
2 – Assistant Professors and others
1 – Others
0 – None of the above
3. What percentage of teachers is effectively communicating domain knowledge, IT skills and Soft Skills in the Teaching Learning Process?
4 – 90 to 100%
3 – 75 to 89% ✓
2 – 55 to 74%
1 – 30 to 54%
0 – Below 30%
4. Do the teachers build-up in you the expected curricular competencies, program outcomes and course outcomes?
4 – 90 to 100% ✓
3 – 75 to 89% ✓
2 – 55 to 74%
1 – 30 to 54%
0 – Below 30%
5. Does your mentor do necessary follow up of the tasks assigned to you?
4 – Every time ✓
3 – Usually
2 – Occasionally
1 – Rarely
0 – I don't have a mentor

6. To what extent the mentoring process in your institution is beneficial to you for cognitive, social and emotional growth?

4 – Highly Beneficial ✓

3 – Beneficial

2 – Satisfactory

1 – Marginally

0 – Not at all

7. To what extent practical facilities related to your discipline have been made available to you?

4 – 90 to 100%

3 – 75 to 89% ✓

2 – 55 to 74%

1 – 30 to 54%

0 – Below 30%

8. What percentage of teachers use ICT-enabled methods like multimedia, web-based learning and national e-resources while teaching?

4 – 90 to 100%

3 – 75 to 89% ✓

2 – 55 to 74%

1 – 30 to 54%

0 – Below 30%

9. What is the extent of opportunities given to you for outdoor learning like internship, student exchanges, field visits and projects?

4 – All of the above

3 – Three of the above ✓

2 – Two of the above

1 – One of the above

0 – None of the above

10. Does the institution provide the opportunities for experiential learning, like problem-based learning, case-based learning, evidence-based learning, competency building, seminars, group discussions, to enhance knowledge and skills in your discipline?

4 – All of the above

3 – Any four of the above ✓

2 – Any three of the above

1 – Any two of the above

0 – Any one of the above

11. What is the level of opportunities provided by your institution to develop employability and entrepreneurship skills to prepare you for your career?

4 – High Level

3 – Appreciable Level

2 – Satisfactory Level ✓

1 – Marginal Level

0 – No opportunity

12. What is the level of value-added courses / training given by your institution in the area of professional ethics and values, community service, preventive health care and rural health care?

4 – High Level

3 – Appreciable Level ✓

2 – Satisfactory Level

1 – Marginal Level

0 – No opportunity given

13. What level of monitoring and evaluation is available in your institution for assessing the effectiveness and interactiveness of the classroom/learning sessions?

4 – High Level

3 – Appreciable Level

2 – Satisfactory Level

1 – Marginal Level ✓

0 – No opportunity given

14. To what extent the institutional ambience and class room teaching has improved your creative thinking and analytical skills?

4 – High Level

3 – Appreciable Level

2 – Satisfactory Level

1 – Marginal Level ✓

0 – No opportunity given

15. How frequently your performance in academic assignments are discussed and reviewed with you by the teachers?

4 – Regularly ✓

3 – Often

2 – Sometimes

1 – Rarely

0 – Never

16. What is your assessment about the fairness of the internal evaluation process by the teachers?

- 4 = Always fair
- 3 = More often fair
- 2 = Sometimes fair ✓
- 1 = Usually unfair
- 0 = Always unfair

17. What is the average time taken by the institution for declaration of examination results?

- 4 = Within 15 days
- 3 = 16 days to 30 days
- 2 = 31 days to 45 days ✓
- 1 = 46 days to 60 days
- 0 = Beyond 60 days

18. What are the mechanisms (issue of photocopy of answer sheet, re-totalling, re-evaluation and provision of grace marks) available in your institution for redressal of grievances with reference to examinations?

- 4 = All the above mechanisms
- 3 = Any three of them
- 2 = Any two of them ✓
- 1 = Only one of them
- 0 = None

19. How do you rate the procedures involved in the pre examination, examination and post examination processes of the evaluation system adopted by your institution?

- 4 = Excellent
- 3 = Very Good ✓
- 2 = Good
- 1 = Average
- 0 = Poor

20. Do your teachers enable you to identify your strengths and weaknesses and help you to develop your strengths and overcome your weaknesses by providing timely counseling and care?

- 4 = Every time
- 3 = Usually
- 2 = Occasionally ✓
- 1 = Rarely
- 0 = Never

21. If you were to award rating of your institution in terms of "stars" in relation to quality of teaching learning and evaluation, what would be your rating?

4 - *****

3 - ***** ✓

2 - ***

1 - **

0 - *

22. Give three suggestions to improve the overall teaching, learning and evaluation process in your institution.

- a) more Practical work need.
- b) on time should be done (Every each Programme)
- c) Current Affairs should shown.

Date: 19/3/16

**G R Patil College of Arts, Science and Commerce, Sonarpada,
Dombivli (E)**

Student Satisfaction Survey

Bsc plain
2015-2016

Guidelines for Students

NAAC (National Assessment and Accreditation Council) is conducting a Student Satisfaction Survey regarding Teaching – Learning and Evaluation, which will help to assess the quality status of the institution. The identification of the respondent will not be revealed.

- A student will have to respond to all the questions given in the following format after careful thought and sincere effort.
- Each question has five responses, choose the most appropriate one.
- The response to the qualitative question no. 23, is student's opportunity to give suggestions for improvements. (The responses are to be restricted only to teaching learning and evaluation process).
- It may be noted that the total time required for filling up this questionnaire may be less than 20 minutes.

Personal Information:-			
A) Please confirm this is the first and only time you are participating in this survey - a) Yes <input type="checkbox"/> b) No <input checked="" type="checkbox"/>			
B) Age:- <input type="text" value="21"/>			
C) University Name:- <input type="text" value="Mumbai University"/>			
D) Gender:- a) Male <input type="checkbox"/> b) Female <input checked="" type="checkbox"/> c) Transgender <input type="checkbox"/>			
E) What degree program are you pursuing now? a) Bachelor's <input checked="" type="checkbox"/> b) Master's <input type="checkbox"/>			
F) What program are you currently pursuing? a) Arts <input type="checkbox"/> b) Science <input checked="" type="checkbox"/> c) Commerce <input type="checkbox"/> d) Professional <input type="checkbox"/>			

Online Student Satisfaction Survey on Teaching Learning and Evaluation Process

Following are the questions:

1. How much of the curricula and syllabi are covered in the Discipline in which you are studying?
4 – 90 to 100%
3 – 75 to 89% ✓
2 – 55 to 74%
1 – 30 to 54%
0 – Below 30%
2. What categories of teachers are involved in the theory and practical classes in your discipline?
4 – Professors, Associated Professors, Assistant Professors and Others (Lecturers, Tutors, Demonstrators and Residents)
3 – Associated Professors, Assistant Professors and others
2 – Assistant Professors and others ✓
1 – Others
0 – None of the above
3. What percentage of teachers is effectively communicating domain knowledge, IT skills and Soft Skills in the Teaching Learning Process?
4 – 90 to 100%
3 – 75 to 89% ✓
2 – 55 to 74%
1 – 30 to 54%
0 – Below 30%
4. Do the teachers build-up in you the expected curricular competencies, program outcomes and course outcomes?
4 – 90 to 100%
3 – 75 to 89%
2 – 55 to 74%
1 – 30 to 54% ✓
0 – Below 30%
5. Does your mentor do necessary follow up of the tasks assigned to you?
4 – Every time ✓
3 – Usually
2 – Occasionally
1 – Rarely
0 – I don't have a mentor

6. To what extent the mentoring process in your institution is beneficial to you for cognitive, social and emotional growth?

4 – Highly Beneficial

3 – Beneficial

2 – Satisfactory ✓

1 – Marginally

0 – Not at all

7. To what extent practical facilities related to your discipline have been made available to you?

4 – 90 to 100%

3 – 75 to 89%

2 – 55 to 74% ✓

1 – 30 to 54%

0 – Below 30%

8. What percentage of teachers use ICT-enabled methods like multimedia, web-based learning and national e-resources while teaching?

4 – 90 to 100%

3 – 75 to 89% ✓

2 – 55 to 74%

1 – 30 to 54%

0 – Below 30%

9. What is the extent of opportunities given to you for outdoor learning like internship, student exchanges, field visits and projects?

4 – All of the above

3 – Three of the above

2 – Two of the above ✓

1 – One of the above

0 – None of the above

10. Does the institution provide the opportunities for experiential learning, like problem-based learning, case-based learning, evidence-based learning, competency building, seminars, group discussions, to enhance knowledge and skills in your discipline?

4 – All of the above

3 – Any four of the above

2 – Any three of the above ✓

1 – Any two of the above

0 – Any one of the above

11. What is the level of opportunities provided by your institution to develop employability and entrepreneurship skills to prepare you for your career?

4 – High Level

3 – Appreciable Level

2 – Satisfactory Level ✓

1 – Marginal Level

0 – No opportunity

12. What is the level of value-added courses / training given by your institution in the area of professional ethics and values, community service, preventive health care and rural health care?

4 – High Level

3 – Appreciable Level

2 – Satisfactory Level ✓

1 – Marginal Level

0 – No opportunity given

13. What level of monitoring and evaluation is available in your institution for assessing the effectiveness and interactiveness of the classroom/learning sessions?

4 – High Level

3 – Appreciable Level

2 – Satisfactory Level ✓

1 – Marginal Level

0 – No opportunity given

14. To what extent the institutional ambience and class room teaching has improved your creative thinking and analytical skills?

4 – High Level

3 – Appreciable Level ✓

2 – Satisfactory Level

1 – Marginal Level

0 – No opportunity given

15. How frequently your performance in academic assignments are discussed and reviewed with you by the teachers?

4 – Regularly ✓

3 – Often

2 – Sometimes

1 – Rarely

0 – Never

16. What is your assessment about the fairness of the internal evaluation process by the teachers?

- 4 – Always fair ✓
- 3 – More often fair
- 2 – Sometimes fair
- 1 – Usually unfair
- 0 – Always unfair

17. What is the average time taken by the institution for declaration of examination results?

- 4 – Within 15 days
- 3 – 16 days to 30 days ✓
- 2 – 31 days to 45 days
- 1 – 46 days to 60 days
- 0 – Beyond 60 days

18. What are the mechanisms (issue of photocopy of answer sheet, re-totaling, re-evaluation and provision of grace marks) available in your institution for redressal of grievances with reference to examinations?

- 4 – All the above mechanisms ✓
- 3 – Any three of them ✓
- 2 – Any two of them
- 1 – Only one of them
- 0 – None

19. How do you rate the procedures involved in the pre examination, examination and post examination processes of the evaluation system adopted by your institution?

- 4 – Excellent
- 3 – Very Good ✓
- 2 – Good
- 1 – Average
- 0 – Poor

20. Do your teachers enable you to identify your strengths and weaknesses and help you to develop your strengths and overcome your weaknesses by providing timely counseling and care?


- 4 – Every time ✓
- 3 – Usually
- 2 – Occasionally
- 1 – Rarely
- 0 – Never

21. If you were to award rating of your institution in terms of "stars" in relation to quality of teaching learning and evaluation, what would be your rating?

4 - *****
✓ 3 - ****
2 - ***
1 - **
0 - *

22. Give three suggestions to improve the overall teaching, learning and evaluation process in your institution.

- a) Powerpoint teaching is expected
- b) Sanitary facilities.
- c) E-learning.


19/3/16

Date: ----

Guidelines for Students

NAAC (National Assessment and Accreditation Council) is conducting a Student Satisfaction Survey regarding Teaching – Learning and Evaluation, which will help to assess the quality status of the institution. The identification of the respondent will not be revealed.

- A student will have to respond to all the questions given in the following format after careful thought and sincere effort.
- Each question has five responses, choose the most appropriate one.
- The response to the qualitative question no. 23, is student's opportunity to give suggestions for improvements. (The responses are to be restricted only to teaching learning and evaluation process).
- It may be noted that the total time required for filling up this questionnaire may be less than 20 minutes.

Personal Information:-	
A) Please confirm this is the first and only time you are participating in this survey - a) Yes <input type="checkbox"/> b) No <input checked="" type="checkbox"/>	
B) Age:- <input type="text" value="18"/>	
C) University Name:- <input type="text" value="University of Mumbai"/>	
D) Gender:- a) Male <input checked="" type="checkbox"/> b) Female <input type="checkbox"/> c) Transgender <input type="checkbox"/>	
E) What degree program are you pursuing now? a) Bachelor's <input checked="" type="checkbox"/> b) Master's <input type="checkbox"/>	
F) What program are you currently pursuing? a) Arts <input type="checkbox"/> b) Science <input checked="" type="checkbox"/> c) Commerce <input type="checkbox"/> d) Professional <input type="checkbox"/>	

Online Student Satisfaction Survey on Teaching Learning and Evaluation Process

Following are the questions:

1. How much of the curricula and syllabi are covered in the Discipline in which you are studying?
4 – 90 to 100%
☒ 3 – 75 to 89%
2 – 55 to 74%
1 – 30 to 54%
0 – Below 30%
2. What categories of teachers are involved in the theory and practical classes in your discipline?
4 – Professors, Associated Professors, Assistant Professors and Others (Lecturers, Tutors, Demonstrators and Residents)
☒ 3 – Associated Professors, Assistant Professors and others
2 – Assistant Professors and others
1 – Others
0 – None of the above
3. What percentage of teachers is effectively communicating domain knowledge, IT skills and Soft Skills in the Teaching Learning Process?
4 – 90 to 100%
☒ 3 – 75 to 89%
☒ 2 – 55 to 74%
1 – 30 to 54%
0 – Below 30%
4. Do the teachers build-up in you the expected curricular competencies, program outcomes and course outcomes?
4 – 90 to 100%
☒ 3 – 75 to 89%
2 – 55 to 74%
1 – 30 to 54%
0 – Below 30%
5. Does your mentor do necessary follow up of the tasks assigned to you?
4 – Every time
☒ 3 – Usually
2 – Occasionally
1 – Rarely
0 – I don't have a mentor

6. To what extent the mentoring process in your institution is beneficial to you for cognitive, social and emotional growth?

- 4 – Highly Beneficial
- 3 – Beneficial
- ✓ 2 – Satisfactory
- 1 – Marginally
- 0 – Not at all

7. To what extent practical facilities related to your discipline have been made available to you?

- 4 – 90 to 100%
- ✓ 3 – 75 to 89%
- 2 – 55 to 74%
- 1 – 30 to 54%
- 0 – Below 30%

8. What percentage of teachers use ICT-enabled methods like multimedia, web-based learning and national e-resources while teaching?

- 4 – 90 to 100%
- 3 – 75 to 89%
- ✓ 2 – 55 to 74%
- 1 – 30 to 54%
- 0 – Below 30%

9. What is the extent of opportunities given to you for outdoor learning like internship, student exchanges, field visits and projects?

- 4 – All of the above
- ✓ 3 – Three of the above
- 2 – Two of the above
- 1 – One of the above
- 0 – None of the above

10. Does the institution provide the opportunities for experiential learning, like problem-based learning, case-based learning, evidence-based learning, competency building, seminars, group discussions, to enhance knowledge and skills in your discipline?

- 4 – All of the above
- 3 – Any four of the above
- 2 – Any three of the above
- ✓ 1 – Any two of the above
- 0 – Any one of the above

11. What is the level of opportunities provided by your institution to develop employability and entrepreneurship skills to prepare you for your career?

- 4 – High Level
- ☒ 3 – Appreciable Level
- 2 – Satisfactory Level
- 1 – Marginal Level
- 0 – No opportunity

12. What is the level of value-added courses / training given by your institution in the area of professional ethics and values, community service, preventive health care and rural health care?

- 4 – High Level
- ☒ 3 – Appreciable Level
- 2 – Satisfactory Level
- 1 – Marginal Level
- 0 – No opportunity given

13. What level of monitoring and evaluation is available in your institution for assessing the effectiveness and interactiveness of the classroom/learning sessions?

- 4 – High Level
- ☒ 3 – Appreciable Level
- ☒ 2 – Satisfactory Level
- 1 – Marginal Level
- 0 – No opportunity given

14. To what extent the institutional ambience and class room teaching has improved your creative thinking and analytical skills?

- 4 – High Level
- 3 – Appreciable Level
- 2 – Satisfactory Level
- ☒ 1 – Marginal Level
- 0 – No opportunity given

15. How frequently your performance in academic assignments are discussed and reviewed with you by the teachers?

- ☒ 4 – Regularly
- 3 – Often
- 2 – Sometimes
- 1 – Rarely
- 0 – Never

16. What is your assessment about the fairness of the internal evaluation process by the teachers?

- ☒ 4 – Always fair
- ☐ 3 – More often fair
- ☐ 2 – Sometimes fair
- ☐ 1 – Usually unfair
- ☐ 0 – Always unfair

17. What is the average time taken by the institution for declaration of examination results?

- ☐ 4 – Within 15 days
- ☐ 3 – 16 days to 30 days
- ☒ 2 – 31 days to 45 days
- ☐ 1 – 46 days to 60 days
- ☐ 0 – Beyond 60 days

18. What are the mechanisms (issue of photocopy of answer sheet, re-totaling, re-evaluation and provision of grace marks) available in your institution for redressal of grievances with reference to examinations?

- ☒ 4 – All the above mechanisms
- ☐ 3 – Any three of them
- ☐ 2 – Any two of them
- ☐ 1 – Only one of them
- ☐ 0 – None

19. How do you rate the procedures involved in the pre examination, examination and post examination processes of the evaluation system adopted by your institution?

- ☐ 4 – Excellent
- ☒ 3 – Very Good
- ☐ 2 – Good
- ☐ 1 – Average
- ☐ 0 – Poor

20. Do your teachers enable you to identify your strengths and weaknesses and help you to develop your strengths and overcome your weaknesses by providing timely counseling and care?

- ☒ 4 – Every time
- ☐ 3 – Usually
- ☐ 2 – Occasionally
- ☐ 1 – Rarely
- ☐ 0 – Never


21. If you were to award rating of your institution in terms of "stars" in relation to quality of teaching learning and evaluation, what would be your rating?

4 - *****
3 - ****
2 - ***
1 - **
0 - *

22. Give three suggestions to improve the overall teaching, learning and evaluation process in your institution.

- a) Bench facility should Proper
- b) Gym Equipments.
- c) Deco proper Decoration.

Date: -----

 19/3/16